


# Melrose-Mindoro School District Annual Meeting & Budget Hearing

Monday, October 23, 2017

7:30 p.m.

High School Commons



## Board of Education

Marlane Anderson, President

Rick Paisley, Vice President

Kathy Dunn, Clerk

Becky Whalen, Treasurer

Kim Sacia, Member

Shane Zeman, Member

Terry Blaken, Member

Del DeBerg, Superintendent

**Melrose-Mindoro Board of Education  
Annual Meeting  
October 24, 2016**

The Annual Meeting and Budget Hearing of the Melrose-Mindoro School District was called to order at 7:39 p.m. by Board President Marlane Anderson.

Terry Blaken nominated Corey Peterson as Chairperson, second by Rick Paisley. Corey Peterson was the elected Chairperson.

Chairperson Peterson called for the approval of the 2015 Annual Meeting minutes. Motion by Kim Sacia, second by Terry Blaken, to approve the minutes as they were read. Motion carried.

The Treasurer's Report was presented by District Treasurer Becky Whalen. The annual audit is almost complete. Due to issues at the DPI which affects all public schools in the state, the report can't be certified at this time. According to our auditors, financial statements are in order. A motion by Kathy Dunn, second by Kim Sacia to accept the Treasurer's report. Motion carried.

District Administrator Del DeBerg summarized the highlights of activities in the 15-16 school year. Our district has a lot to be proud of and we are debt free after the last building payment was made in March 2016.

Motion by Rick Paisley, second by Terry Blaken to keep the Board of Education meeting rate of pay at the current level of \$75 per meeting. Motion carried.

Mr. DeBerg presented the 2016-2017 budget options based on the November 8 referendum either failing or passing.

**Option 1 (Referendum Fails)**

The Regular District Levy is:	\$3,543,219
The Debt Service Levy is:	\$ 0
Community Service Levy is:	<u>\$ 25,000</u>
The Total Tax Levy is	\$3,568,219

**Option 2 (Referendum Passes)**

The Regular District Levy is:	\$3,542,743
The Projected Debt Service Levy is:	\$ 974,156
Community Service Levy is:	<u>\$ 25,000</u>
The Total Tax Levy is	\$4,541,899

If the referendum fails the mill rate would remain at 10.79. The successful passage of the referendum will increase the mill rate to 13.738 which includes a debt service mill rate of approximately 2.946 mills. The fund balance will be reduced approximately \$186,252.

A motion was made by Terry Blaken, second by Shane Zeman to authorize \$25,000 for Fund 80-Community Service. Motion passed.

A motion was made by Kim Sacia, second by Marlane Anderson to approve the short term borrowing through November of the following year. Motion carried.

Two separate motions were made regarding the authorization of a tax for the operation of schools. Motion by Rick Paisley, second by Becky Whalen to approve Option #1 if the referendum fails. Motion by Kathy Dunn, second by Kim Sacia to approve Option #2 if the referendum passes. Both motions passed.

Open Forum: None

Motion by Rick Paisley, second by Shane Zeman, to adjourn the Annual Meeting and Budget Hearing at 7:55 p.m. Motion carried.

Michelle Murray,  
Recorder of Minutes

**ANNUAL MEETING  
and  
BUDGET HEARING**

for the  
MELROSE-MINDORO SCHOOL DISTRICT  
will be held on  
MONDAY, OCTOBER 23, 2017  
at 7:30 p.m.  
High School Commons

Notice is hereby given to the qualified electors of the School District of Melrose-Mindoro, or the Village of Melrose, Towns of Melrose, North Bend, Franklin, and Irving of Jackson County; Towns of Farmington, Burns, Hamilton, and Onalaska of La Crosse County, and Town of Little Falls of Monroe County, Wisconsin, that the Annual Meeting of said district, for the transaction of school business will be held in the High School Commons at Melrose-Mindoro High School on the fourth (4<sup>th</sup>) Monday, being the 23<sup>rd</sup> day of October 2017 at 7:30 p.m.

Dated this 4<sup>th</sup> day of October 2017.

Kathy Dunn  
District Clerk

Published in the *Jackson County Chronicle* October 4 and 11, 2017.

MELROSE-MINDORO  
BOARD OF EDUCATION

**ANNUAL MEETING  
BUDGET HEARING**  
High School Commons  
**MONDAY, OCTOBER 23, 2017**  
**7:30 p.m.**

**AGENDA**

- Call Meeting to Order – Board President Anderson
- Election of Chairperson
- Reading of 2016 Annual Meeting Minutes
- Treasurer’s Report
- Presentation of 2017-2018 Budget
- Hearing of 2017-2018 Budget
- Adopt Board Salaries
- Fund 80-Adopt Levy for Community Service
- Adopt Tax Levy for the Operation of Schools
- Consider Short Term Borrowing through November 2018
- Adopt Student Accident Insurance Policy
- Superintendent’s Report & Highlights of 16-17 School Year
- Open Forum
- Adjournment

Melrose-Mindoro School District

Fund 10 (General Fund) Budget Summary

	FY 2016-17 - Actual	FY 2017-18 - Projections	Difference (\$) from Prior FY to Current FY
<b>Revenue</b>			
Regular Levy	\$ 3,543,219.00	\$ 3,217,960.00	\$ (325,259.00)
Equalization Aid	\$ 5,352,593.00	\$ 5,568,379.00	\$ 215,786.00
Other Income	\$ 1,167,762.43	\$ 1,288,916.23	\$ 121,153.80
	<u>\$ 10,063,574.43</u>	<u>\$ 10,075,255.23</u>	<u>\$ 11,680.80</u>
<b>Total Fund 10 Revenue</b>	\$ 10,063,574.43	\$ 10,075,255.23	
<b>Fund 10 Expenses</b>	\$ 9,981,073.24	\$ 10,075,255.23	
<b>Fund 10 Revenue Less Expenses</b>	\$ 82,501.19	\$ -	\$ 94,181.99

<b>Fund 10 Beginning Fund Balance</b>	\$ 1,306,522.54	\$ 1,389,023.73	
<b>Fund 10 Ending Fund Balance</b>	\$ 1,389,023.73	\$ 1,389,023.73	

Levy and Actual/Projected Mill Rate Summary

	Levy	Mill Rate	Levy	Mill Rate	Difference	Change
Fund 10 (General)	\$ 3,543,219.00	10.716	\$ 3,217,960.00	9.421	\$ (325,259.00)	(1.295)
Fund 39 (Debt Service)	\$ 974,156.00	2.946	\$ 1,175,425.00	3.441	\$ 201,269.00	0.495
Fund 80 (Community Service)	\$ 25,000.00	0.076	\$ 25,000.00	0.073	\$ -	(0.003)
<b>TOTAL (ALL FUNDS)</b>	<u>\$ 4,542,375.00</u>	<u>13.738</u>	<u>\$ 4,418,385.00</u>	<u>12.935</u>	<u>\$ (123,990.00)</u>	<u>(0.803)</u>

<b>Equalized Value (District-Wide)</b>	\$ 330,627,050.00	\$ 341,568,916.00	<b>Change</b>
			3.31%

**MELROSE-MINDORO SCHOOL DISTRICT**

**BUDGET ADOPTED 2017-18**

<b>GENERAL FUND (FUND 10)</b>	<b>Audited 2015-16</b>	<b>Unaudited 2016-17</b>	<b>Budget 2017-18</b>
Beginning Fund Balance (Account 930 000)	1,044,639.41	1,306,522.54	1,389,023.73
Ending Fund Balance, Nonspendable (Acct. 935 000)	0.00	0.00	0.00
Ending Fund Balance, Restricted (Acct. 936 000)	0.00	0.00	0.00
Ending Fund Balance, Committed (Acct. 937 000)	0.00	0.00	0.00
Ending Fund Balance, Assigned (Acct. 938 000)	0.00	0.00	0.00
Ending Fund Balance, Unassigned (Acct. 939 000)	1,306,522.54	1,389,023.73	1,389,023.73
<b>TOTAL ENDING FUND BALANCE (ACCT. 930 000)</b>	<b>1,306,522.54</b>	<b>1,389,023.73</b>	<b>1,389,023.73</b>
<b>REVENUES &amp; OTHER FINANCING SOURCES</b>			
100 Transfers-in	0.00	0.00	0.00
<i>Local Sources</i>			
210 Taxes	3,172,759.43	3,543,565.86	3,218,380.00
240 Payments for Services	14,224.42	9,019.48	14,118.78
260 Non-Capital Sales	12,199.89	10,421.74	7,407.00
270 School Activity Income	39,093.98	34,402.77	30,475.00
280 Interest on Investments	292.04	494.78	475.00
290 Other Revenue, Local Sources	68,068.05	19,065.06	34,544.60
<b>Subtotal Local Sources</b>	<b>3,306,637.81</b>	<b>3,616,969.69</b>	<b>3,305,400.38</b>
<i>Other School Districts Within Wisconsin</i>			
310 Transit of Aids	0.00	0.00	0.00
340 Payments for Services	413,552.10	505,804.09	489,770.00
380 Medical Service Reimbursements	0.00	0.00	0.00
390 Other Inter-district, Within Wisconsin	0.00	0.00	0.00
<b>Subtotal Other School Districts within Wisconsin</b>	<b>413,552.10</b>	<b>505,804.09</b>	<b>489,770.00</b>
<i>Other School Districts Outside Wisconsin</i>			
440 Payments for Services	0.00	0.00	0.00
490 Other Inter-district, Outside Wisconsin	0.00	0.00	0.00
<b>Subtotal Other School Districts Outside Wisconsin</b>	<b>0.00</b>	<b>0.00</b>	<b>0.00</b>
<i>Intermediate Sources</i>			
510 Transit of Aids	5,421.00	5,415.00	4,816.00
530 Payments for Services from CCDEB	0.00	0.00	0.00
540 Payments for Services from CESA	0.00	1,556.28	0.00
580 Medical Services Reimbursement	0.00	0.00	0.00
590 Other Intermediate Sources	0.00	0.00	0.00
<b>Subtotal Intermediate Sources</b>	<b>5,421.00</b>	<b>6,971.28</b>	<b>4,816.00</b>
<i>State Sources</i>			
610 State Aid -- Categorical	219,272.80	99,888.79	95,635.00
620 State Aid -- General	5,386,226.00	5,352,593.00	5,568,379.00
630 DPI Special Project Grants	5,280.00	6,683.50	5,520.00
640 Payments for Services	0.00	0.00	0.00
650 Student Achievement Guarantee in Education (SAGE Grant)	0.00	0.00	0.00
660 Other State Revenue Through Local Units	15,814.22	10,540.23	12,000.00
690 Other Revenue	3,736.60	200,077.65	351,553.00
<b>Subtotal State Sources</b>	<b>5,630,329.62</b>	<b>5,669,783.17</b>	<b>6,033,087.00</b>
<i>Federal Sources</i>			
710 Federal Aid - Categorical	0.00	0.00	0.00
720 Impact Aid	0.00	0.00	0.00
730 DPI Special Project Grants	24,166.97	28,149.12	41,961.91
750 IASA Grants	209,724.00	171,930.00	145,266.00
760 JTPA	0.00	0.00	0.00
770 Other Federal Revenue Through Local Units	0.00	0.00	0.00
780 Other Federal Revenue Through State	10,659.36	16,702.57	0.00
790 Other Federal Revenue - Direct	0.00	0.00	0.00
<b>Subtotal Federal Sources</b>	<b>244,550.33</b>	<b>216,781.69</b>	<b>187,227.91</b>
<i>Other Financing Sources</i>			
850 Reorganization Settlement	0.00	0.00	0.00

860 Compensation, Fixed Assets	4,800.10	2,666.03	3,350.00
870 Long-Term Obligations	0.00	0.00	0.00
<b>Subtotal Other Financing Sources</b>	<b>4,800.10</b>	<b>2,666.03</b>	<b>3,350.00</b>
<b>Other Revenues</b>			
960 Adjustments	0.75	7,472.47	1,100.00
970 Refund of Disbursement	24,720.56	34,250.31	47,003.94
980 Medical Service Reimbursement	0.00	0.00	0.00
990 Miscellaneous	2,668.85	2,875.70	3,500.00
<b>Subtotal Other Revenues</b>	<b>27,390.16</b>	<b>44,598.48</b>	<b>51,603.94</b>
<b>TOTAL REVENUES &amp; OTHER FINANCING SOURCES</b>	<b>9,632,681.12</b>	<b>10,063,574.43</b>	<b>10,075,255.23</b>
<b>EXPENDITURES &amp; OTHER FINANCING USES</b>			
<b>Instruction</b>			
110 000 Undifferentiated Curriculum	1,498,880.14	1,618,414.30	1,646,788.30
120 000 Regular Curriculum	2,078,033.21	2,185,798.47	2,082,884.17
130 000 Vocational Curriculum	269,481.96	306,194.46	283,908.41
140 000 Physical Curriculum	212,513.60	223,441.42	244,095.44
160 000 Co-Curricular Activities	166,572.76	167,244.97	246,969.24
170 000 Other Special Needs	81,483.08	85,562.99	94,356.26
<b>Subtotal Instruction</b>	<b>4,306,964.75</b>	<b>4,586,656.61</b>	<b>4,599,001.82</b>
<b>Support Sources</b>			
210 000 Pupil Services	163,275.49	181,234.74	200,314.62
220 000 Instructional Staff Services	267,498.78	275,415.40	301,048.85
230 000 General Administration	295,034.92	305,661.43	346,891.58
240 000 School Building Administration	452,778.21	458,465.62	474,034.46
250 000 Business Administration	1,976,326.79	2,062,948.70	1,977,595.44
260 000 Central Services	210,941.85	230,300.24	225,858.33
270 000 Insurance & Judgments	100,623.50	122,978.05	123,235.00
280 000 Debt Services	8,642.21	6,481.35	15,000.00
290 000 Other Support Services	186,275.69	202,094.48	190,402.23
<b>Subtotal Support Sources</b>	<b>3,661,397.44</b>	<b>3,845,580.01</b>	<b>3,854,380.51</b>
<b>Non-Program Transactions</b>			
410 000 Inter-fund Transfers	716,662.28	740,526.48	805,040.90
430 000 Instructional Service Payments	675,063.70	803,792.34	802,832.00
490 000 Other Non-Program Transactions	10,709.82	4,517.80	14,000.00
<b>Subtotal Non-Program Transactions</b>	<b>1,402,435.80</b>	<b>1,548,836.62</b>	<b>1,621,872.90</b>
<b>TOTAL EXPENDITURES &amp; OTHER FINANCING USES</b>	<b>9,370,797.99</b>	<b>9,981,073.24</b>	<b>10,075,255.23</b>

<b>SPECIAL PROJECT FUNDS (FUNDS 21, 23, 29)</b>			
900 000 Beginning Fund Balance	9,216.95	7,207.09	6,033.51
<b>900 000 Ending Fund Balance</b>	<b>7,207.09</b>	<b>6,033.51</b>	<b>160.68</b>
<b>REVENUES &amp; OTHER FINANCING SOURCES</b>	<b>2,051.51</b>	<b>0.00</b>	<b>2,586.71</b>
100 000 Instruction	3,732.21	65.00	4,172.83
200 000 Support Services	329.16	1,108.58	4,286.71
400 000 Non-Program Transactions	0.00	0.00	0.00
<b>TOTAL EXPENDITURES &amp; OTHER FINANCING USES</b>	<b>4,061.37</b>	<b>1,173.58</b>	<b>8,459.54</b>

<b>SPECIAL EDUCATION FUND (FUND 27)</b>			
	<b>Audited 2015-16</b>	<b>Unaudited 2016-17</b>	<b>Budget 2017-18</b>
900 000 Beginning Fund Balance	0.00	0.00	0.00
<b>900 000 Ending Fund Balance</b>	<b>0.00</b>	<b>0.00</b>	<b>0.00</b>
<b>REVENUES &amp; OTHER FINANCING SOURCES</b>			
100 Transfers-in	716,662.28	740,526.48	805,040.90
<b>Local Sources</b>			
240 Payments for Services	0.00	0.00	0.00
260 Non-Capital Sales	0.00	362.16	375.08
270 School Activity Income	0.00	0.00	0.00
290 Other Revenue, Local Sources	500.00	0.00	0.00



<b>Subtotal Local Sources</b>	<b>500.00</b>	<b>362.16</b>	<b>375.08</b>
<b>Other School Districts Within Wisconsin</b>			
310 Transit of Aids	0.00	0.00	0.00
340 Payments for Services	0.00	0.00	0.00
380 Medical Service Reimbursements	0.00	0.00	0.00
390 Other Inter-district, Within Wisconsin	0.00	0.00	0.00
<b>Subtotal Other School Districts within Wisconsin</b>	<b>0.00</b>	<b>0.00</b>	<b>0.00</b>
<b>Other School Districts Outside Wisconsin</b>			
440 Payments for Services	0.00	0.00	0.00
490 Other Inter-district, Outside Wisconsin	0.00	0.00	0.00
<b>Subtotal Other School Districts Outside Wisconsin</b>	<b>0.00</b>	<b>0.00</b>	<b>0.00</b>
<b>Intermediate Sources</b>			
510 Transit of Aids	1,186.15	6.71	0.00
530 Payments for Services from CCDEB	0.00	0.00	0.00
540 Payments for Services from CESA	0.00	0.00	0.00
580 Medical Services Reimbursement	5,043.92	0.00	0.00
590 Other Intermediate Sources	0.00	0.00	0.00
<b>Subtotal Intermediate Sources</b>	<b>6,230.07</b>	<b>6.71</b>	<b>0.00</b>
<b>State Sources</b>			
610 State Aid -- Categorical	268,897.00	253,935.00	269,626.17
620 State Aid -- General	6,224.00	0.00	0.00
630 DPI Special Project Grants	0.00	0.00	0.00
640 Payments for Services	0.00	0.00	0.00
650 Achievement Gap Reduction (AGR grant)	0.00	0.00	0.00
690 Other Revenue	0.00	230.28	0.00
<b>Subtotal State Sources</b>	<b>275,121.00</b>	<b>254,165.28</b>	<b>269,626.17</b>
<b>Federal Sources</b>			
710 Federal Aid - Categorical	4,233.00	0.00	0.00
730 DPI Special Project Grants	138,764.16	94,602.79	197,278.21
750 IASA Grants	0.00	0.00	0.00
760 JTPA	0.00	0.00	0.00
770 Other Federal Revenue Through Local Units	0.00	0.00	0.00
780 Other Federal Revenue Through State	41,001.30	54,612.23	40,000.00
790 Other Federal Revenue - Direct	0.00	0.00	0.00
<b>Subtotal Federal Sources</b>	<b>183,998.46</b>	<b>149,215.02</b>	<b>237,278.21</b>
<b>Other Financing Sources</b>			
860 Compensation, Fixed Assets	0.00	0.00	3,750.00
870 Long-Term Obligations	0.00	0.00	0.00
<b>Subtotal Other Financing Sources</b>	<b>0.00</b>	<b>0.00</b>	<b>3,750.00</b>
<b>Other Revenues</b>			
960 Adjustments	0.00	0.00	0.00
970 Refund of Disbursement	0.00	0.00	0.00
990 Miscellaneous	26.00	52.00	0.00
<b>Subtotal Other Revenues</b>	<b>26.00</b>	<b>52.00</b>	<b>0.00</b>
<b>TOTAL REVENUES &amp; OTHER FINANCING SOURCES</b>	<b>1,182,537.81</b>	<b>1,144,327.65</b>	<b>1,316,070.36</b>
<b>EXPENDITURES &amp; OTHER FINANCING USES</b>			
<b>Instruction</b>			
110 000 Undifferentiated Curriculum	0.00	0.00	0.00
120 000 Regular Curriculum	0.00	0.00	0.00
130 000 Vocational Curriculum	0.00	56.82	2,200.00
140 000 Physical Curriculum	0.00	0.00	0.00
150 000 Special Education Curriculum	747,621.65	818,280.02	915,165.77
160 000 Co-Curricular Activities	0.00	0.00	0.00
170 000 Other Special Needs	0.00	0.00	0.00
<b>Subtotal Instruction</b>	<b>747,621.65</b>	<b>818,336.84</b>	<b>917,365.77</b>
<b>Support Sources</b>			
210 000 Pupil Services	169,817.55	172,825.68	187,797.58
220 000 Instructional Staff Services	17,020.23	11,480.78	9,913.00
230 000 General Administration	0.00	0.00	0.00

240 000 School Building Administration	0.00	0.00	0.00
250 000 Business Administration	32,839.04	29,682.57	42,801.45
260 000 Central Services	606.20	700.00	2,665.00
270 000 Insurance & Judgments	13,266.48	0.00	0.00
280 000 Debt Services	0.00	0.00	0.00
290 000 Other Support Services	0.00	0.00	0.00
<b>Subtotal Support Sources</b>	<b>233,549.50</b>	<b>214,689.03</b>	<b>243,177.03</b>
<b>Non-Program Transactions</b>			
410 000 Inter-fund Transfers	0.00	0.00	0.00
430 000 Instructional Service Payments	201,366.66	111,301.78	155,527.56
490 000 Other Non-Program Transactions	0.00	0.00	0.00
<b>Subtotal Non-Program Transactions</b>	<b>201,366.66</b>	<b>111,301.78</b>	<b>155,527.56</b>
<b>TOTAL EXPENDITURES &amp; OTHER FINANCING USES</b>	<b>1,182,537.81</b>	<b>1,144,327.65</b>	<b>1,316,070.36</b>

<b>DEBT SERVICE FUND (FUNDS 38, 39)</b>			
900 000 Beginning Fund Balance	12,388.81	23.01	82,345.02
<b>900 000 ENDING FUND BALANCES</b>	<b>23.01</b>	<b>82,345.02</b>	<b>448,815.02</b>
<b>TOTAL REVENUES &amp; OTHER FINANCING SOURCES</b>	<b>231,574.70</b>	<b>8,258,979.96</b>	<b>11,368,950.00</b>
281 000 Long-Term Capital Debt	243,940.50	894,161.55	1,077,480.00
282 000 Refinancing	0.00	7,282,496.40	9,925,000.00
283 000 Operational Debt	0.00	0.00	0.00
285 000 Post Employment Benefit Debt	0.00	0.00	0.00
289 000 Other Long-Term General Obligation Debt	0.00	0.00	0.00
400 000 Non-Program Transactions	0.00	0.00	0.00
<b>TOTAL EXPENDITURES &amp; OTHER FINANCING USES</b>	<b>243,940.50</b>	<b>8,176,657.95</b>	<b>11,002,480.00</b>
<b>842 000 INDEBTEDNESS, END OF YEAR</b>	<b>0.00</b>	<b>0.00</b>	<b>0.00</b>

<b>CAPITAL PROJECTS FUND (FUNDS 41, 46, 48, 49)</b>			
900 000 Beginning Fund Balance	0.00	0.00	7,596,706.87
<b>900 000 Ending Fund Balance</b>	<b>0.00</b>	<b>7,596,706.87</b>	<b>100,000.00</b>
<b>TOTAL REVENUES &amp; OTHER FINANCING SOURCES</b>	<b>0.00</b>	<b>7,981,681.77</b>	<b>10,030,000.00</b>
100 000 Instructional Services	0.00	0.00	0.00
200 000 Support Services	0.00	384,974.90	17,526,706.87
300 000 Community Services	0.00	0.00	0.00
400 000 Non-Program Transactions	0.00	0.00	0.00
<b>TOTAL EXPENDITURES &amp; OTHER FINANCING USES</b>	<b>0.00</b>	<b>384,974.90</b>	<b>17,526,706.87</b>

<b>FOOD SERVICE FUND (FUND 50)</b>			
900 000 Beginning Fund Balance	42,823.97	63,598.47	86,873.32
<b>900 000 ENDING FUND BALANCE</b>	<b>63,598.47</b>	<b>86,873.32</b>	<b>1,004.48</b>
<b>TOTAL REVENUES &amp; OTHER FINANCING SOURCES</b>	<b>400,221.99</b>	<b>414,857.61</b>	<b>447,066.08</b>
200 000 Support Services	379,447.49	391,582.76	532,934.92
400 000 Non-Program Transactions	0.00	0.00	0.00
<b>TOTAL EXPENDITURES &amp; OTHER FINANCING USES</b>	<b>379,447.49</b>	<b>391,582.76</b>	<b>532,934.92</b>

<b>COMMUNITY SERVICE FUND (FUND 80)</b>			
900 000 Beginning Fund Balance	0.00	(0.00)	(0.00)
<b>900 000 ENDING FUND BALANCE</b>	<b>(0.00)</b>	<b>(0.00)</b>	<b>(0.00)</b>
<b>TOTAL REVENUES &amp; OTHER FINANCING SOURCES</b>	<b>48,149.13</b>	<b>47,506.56</b>	<b>59,022.58</b>
200 000 Support Services	10,293.37	8,304.65	13,797.58
300 000 Community Services	37,855.76	39,201.91	45,225.00
400 000 Non-Program Transactions	0.00	0.00	0.00
<b>TOTAL EXPENDITURES &amp; OTHER FINANCING USES</b>	<b>48,149.13</b>	<b>47,506.56</b>	<b>59,022.58</b>

<b>PACKAGE &amp; COOPERATIVE PROGRAM FUND (FUNDS 91, 93, 99)</b>			
900 000 Beginning Fund Balance	0.00	0.00	0.00
<b>900 000 ENDING FUND BALANCE</b>	<b>0.00</b>	<b>0.00</b>	<b>0.00</b>
<b>TOTAL REVENUES &amp; OTHER FINANCING SOURCES</b>	<b>0.00</b>	<b>0.00</b>	<b>0.00</b>
100 000 Instruction	0.00	0.00	0.00
200 000 Support Services	0.00	0.00	0.00
400 000 Non-Program Transactions	0.00	0.00	0.00
<b>TOTAL EXPENDITURES &amp; OTHER FINANCING USES</b>	<b>0.00</b>	<b>0.00</b>	<b>0.00</b>

## Melrose-Mindoro School District

### 2016-2017 Highlights

#### District

Using assessment data from the 2015-16 school year, the Melrose-Mindoro School Districts Accountability report card, our district 'Exceeded Expectations'.

\$24.7 million dollar referendum successfully passed to consolidate all three buildings in one central location at the high school campus. Several of the community and staff offered input to create a new layout for the building. Anticipated occupancy scheduled for September 2018-2019 school year. Listening sessions and special meetings were held to educate the taxpayers about taxes and why the increase happened when it did.

Phase 1 of the construction process began immediately after school was dismissed for the 16-17 school year.

Staff retiring from the district included Sharon Pfaff, Kay Pfaff, and Debra Peterson.

#### Building & Grounds

The athletic complex storage shed was remodeled and resided. New P-rails were installed in the large gym bleachers allowing a safer way to use the bleachers. LED lighting upgrades were made in both gyms and high school classrooms.

#### Elementary/Jr. High

Increased interventions for students were implemented (Reading Plus in 6<sup>th</sup> grade, Sound Partners in elementary).

New standards were aligned on report cards for 4K-5<sup>th</sup> grades.

A half-time 4K teacher was added this year to provide three sections of 4K for our district.

Students in Cathy Ramsey's classroom (1<sup>st</sup> grade) received a DVD set to music documenting some of the exciting things that happened over the course of the year.

Second grade students implemented Bernie's Typing Tutor twice a month during library time to enhance student typing skills. RAZ reading program and Everyday Math online programs were available to all second graders to reinforce reading and math skills. They also teamed up with Junior High students for Book Buddies on the last Friday of each month. This allowed students to read to each other along with reading for the Book It program that was held October through March. Students read for 20 minutes each night during the program.

Third grade students had a performing arts presentation for their parents and friends. Two reading therapy dogs and their owners visited weekly and the students read to them. The students also attended the play, "Junie B. Jones" after reading a book by the author and completing other curriculum tied to this series of books.

Fourth grade students toured the capitol building in Madison to kick off their Wisconsin History unit. While there, they also toured the Veteran's Museum. 4<sup>th</sup> Grade teacher Megan Bradshaw and her

classroom participated in Gundersen-Lutheran's annual 'Minutes in Motion' program and won \$100 in the classroom category. The program is open to everyone in the area and promotes healthy activity

Fifth graders attended a variety of educational activities such as a local and regional performing arts, Kids' College, seeing a play at the Heider Center in West Salem, and touring the La Crosse County Courthouse. There was also the Science Fair. Six students were in student council which sponsored a food drive for Friends Sharing Food, homecoming week activities and Earth Week which culminated in a recycled fashion show put on for the Mindoro building. All students participated in DARE program.

### **Technology & Engineering Highlights**

New to the Tech Ed department is the addition of two, Dremel 3-D printers. These, combined with our Makerbot printer, are quite popular with students and provide for a wide variety of authentic design and engineering activities in many classes.

The Technology and Engineering department was proud to receive approval to offer two courses for transcribed credit during the 2016-17 school year. Students successfully demonstrating attainment of required skills the Wood Tech 1 and Computer Aided Design courses will now be eligible to receive credit at Western Technical College.

Technology and Engineering students participated in the statewide Manufacturing Month during October. As part of this event, students in the Computer Aided Design course learned about careers in Engineering, Wood Tech., Welding, and Computer Aided Design while touring Trane Company and Walzcraft in La Crosse.

Robotics Club had another successful season. A strong returning group, combined with a large number of freshmen, proved to be a fun and successful bunch. Experimenting with our new VEX robotics system was an exciting addition to the program. In April the group competed at Western Technical College's annual Robotics contest. Melrose – Mindoro performed admirably taking home both first and second place in the 'dead reckoning' competition.

Wood Tech students constructed roll top breadboxes and signs while applying skills using our C.N.C. machine. Since its acquisition, in 2011, the CNC machine has been a centerpiece of fabrication in the shop, allowing students to design and cut with very high levels of precision. We are proud to place our impact on the new building project through the design and fabrication of custom ceiling tiles throughout the new additions.

Students in the carpentry class design several projects this spring. Some items they built were raised planter beds, firewood racks, and a new signage to enhance our school forest.

### **Sports**

Only 12 students in the high school were not involved in extracurricular activities, academic, athletic, or musically. This information is part of the school performance report. Reasons that the twelve didn't participate were given were due to jobs, religion, or illness. The plan is to address the student needs who are not involved to see if we can find a niche for them.

Trap shooting was added to the list of extracurricular activities and 18 students participated this year. This was a huge hit and filled a gap for some of our students looking for an activity to participate in. The Rod & Gun club worked well with our student schedules and had a lot of volunteers assisting the program. Thank you to the board for letting us think outside the box and approving this successful program!

### **Athletic Achievements**

**Cross Country/Girls-** have been conference champs nine times in the past 11 years and the past four years in a row! They are also the Sectional runner up & state qualifier

**Football-**conference champs for the second year in a row.


**Girls Basketball-** conference champs for the first time since 2007-08. Regional champs the first time since 1996-97.

**Wrestling-**Regional Champs

**Track & Field/Boys-**4 x 200 State Champion team consisting of Matt Boone, Patrick Corcoran, Jeremy Anderson and Sam Boone.

### **Junior High PE**

All 7<sup>th</sup> grade students were able to use new archery equipment during their PE classes. They received new equipment through the generous donation by Whitetails Unlimited.



### **Gifted & Talented Events**

7<sup>th</sup> grade students (six) were selected after submitting essays about leadership, to attend Leadership Day at UW-LaCrosse.

6<sup>th</sup> & 8<sup>th</sup> grade Quiz Bowl teams earned first place in the respective competitions and 7<sup>th</sup> grade placed 3<sup>rd</sup> in theirs.

Six 3<sup>rd</sup> grade students participated in the Creative Problem Solving day at Blair-Taylor schools.

Three middle school students advanced to the regional spelling bee held in West Salem.

Annually, Mel-Min sponsors the Mississippi Valley Gifted & Talented networks' middle school Art Fair in which eight area schools participated in. Workshops demonstrating various art techniques were held and student's brought artwork to display.

Fifth grade students had an opportunity to explore various activities and careers in a college setting when they attended the Kid's College event at UW-LaCrosse.

Two teams of 8<sup>th</sup> grade students participated in the Battle of the Books competition in Whitehall. One team placed 1<sup>st</sup> while the other earned 3<sup>rd</sup> place at the event.

### **Extra-Curricular**

Fourteen high school students visited Costa Rica June 11-18. They were accompanied by trip coordinator and high school Spanish teacher Sam Schmidt and chaperone Sarah Schwarz, who is the JH

Spanish & G/T coordinator. While on their language immersion tour hosted by EF Educational Tours, students practiced their Spanish language skills daily while also learning more about the people, culture, and places of Costa Rica.

Jackson Electric Cooperative sent Mykayla Wollin and Cassandra Berger to Washington, DC.

### **Guidance Counselors**

The high school had 100% graduation rate for our seniors. There was also an increase in the number of students taking Project Circuit and AP courses, of which students had a 60% pass rate on the AP tests. \$84,000 in local scholarships was awarded this year and in this total was a new \$18,000 scholarship from the Lunda Foundation.

At the junior high/elementary level, a grant was received from Lunda for \$2,500 to purchase flexible seating for classrooms along fidget toys. Ball chairs, wobble stools, stress balls, and sensory fidgets were purchased with these grant dollars.

### **Forensics**

All twelve students moved to State level competition but two did not participate due to other outside commitments.

### **FFA Highlights**

The Melrose-Mindoro Agriculture Education Program once again maintained a strong classroom enrollment and FFA roster for 2016-17. Classroom enrollments over the course of the year include nearly half of the student body in grades 9-12, and our FFA roster is 49, including five out of school members. Our classes at the high school include three year-long classes - Ag. I (intro course), Ag. II (small animal care, wildlife, and beginning welding), Ag. III (large animal science), and semester classes: Horticulture/Landscape, Small Engines, Home and Auto Maintenance, and Advanced Welding. Mr. Dobbs is in his 23<sup>rd</sup> year at MMHS.

Our FFA Officers this year are: President Gavin Hintz, Vice Presidents Cody Wolter and Victor Ponterio, Secretary Collin Pfaff, Treasurer Abby Nelson, Sentinel Cal Stair, Historian Sheradyn Johnson, Parliamentarian Brady Patterson, and Chasadie Jones is the Reporter.

Since National FFA Week last year, following is a summary of the past year's highlights:

#### **February-March**

- Our FFA Alumni was recognized as the state's top small club affiliate at the 2016 annual state FFA Alumni Convention. The FFA Alumni officers are President Kim Ponterio, Vice President Rick Olson, Secretary Jeff Blaken, and Treasurer Arlan Stello. The Alumni is a support group for Agriculture Education students and FFA. Our program at the high school was recognized as one of the top ten programs in the state in 2015. Our strong support from alumni, parents, community, and school plays a large part of our success.
- The Melrose-Mindoro FFA CDE contest teams took two teams to state this past year. Our FFA has had 22 top ten state judging teams since 1995, including two state winners, two national champions, and two placing in the top ten in the nation.
- FFA Officers put on the FFA Olympics for the student body during FFA Week.

### April-May

- Parent/Member banquet and State FFA Career Development Events
- Food For America farm tours for 4<sup>th</sup> graders @ Clint and Darby Sampson's farm
- Kaitlyn Opland competed in the spring thaw in BRF.
- Monsanto donation of \$2500 on behalf of Mike and Karen Hauser.

### June-July

- State FFA Convention in Madison, WI. Jordan and Justin Waughtal represented our chapter on the State FFA Honors Band that performed both at State Convention and State Fair.
- Kaitlyn Opland continued her dominance in both sheep and beef at the La Crosse County Fair, Kaitlyn was the Intermediate Showmanship Champion in both beef and sheep, and had numerous awards including the Champion Market lamb and Champion Beef Heifer. Breanna Feit and Jeremy Anderson exhibited Holstein cattle, winning several blue ribbons, representing our chapter very well.
- Cody Wolter, won several top blue ribbon awards at the Jackson County Fair exhibiting his dairy projects. Cody had over-all Supreme winner, among several other blue ribbons.
- In Beef, Ryan and Kaitlyn Stetzer did very well also in Beef, exhibiting once again some of the best home grown market animals in the county, and collecting many top ribbons.
- Mr. Dobbs was the Superintendent of an event at the Jackson County fair called the Round Robin Over-all Showmanship Contest, and Dairy Superintendent at La Crosse County Fair.

### August-September

- Wisconsin State Fair; exhibits, Band performances by Jordan and Justin Waughtal, and Mr. Dobbs working at the House of Moo dairy educational booth.
- Four officers attended the Sectional Leadership Workshop.

### October-November

- Sent seven members to the National FFA Convention.
- Ran our annual Fruit/Meat fundraiser (Nov-Dec). Brockdan Hanson was our top seller.
- Had Wisconsin State Officer Laura Munger speak to agriculture classes.
- 30 FFA members attended World Dairy Expo.

### December-January-February

- January we sent two members to the Halftime conference.
- Marshfield FFA Basketball Tournament February 11<sup>th</sup>.
- World's Toughest Rodeo in St. Paul, MN. February 4<sup>th</sup>.

### Upcoming activities

- National FFA Convention from Oct. 24-28<sup>th</sup>, with 6 members attending.
- In early March some of our officers will be featured on WAXX radio. At the end of March we will participate at UW Platteville Career Development Events. End of April is State CDE's.
- Bowling/Pizza party for members that help with fundraisers.
- November 9<sup>th</sup> we will be hosting Donkey Basketball at the High School Small Gym.
- Sometime in mid to late May we will do our Food for America program with the 4<sup>th</sup> graders.
- June help with the LaCrosse and Jackson County Dairy Breakfasts.


A huge **Thank You** to everyone that has supported our FFA as well as Ag. Education students! We are very lucky to have a supportive community, alumni, and administration.



Last but certainly not least, we would like to thank our school board of Marlane Anderson, Rick Paisley, Kathy Dunn, Becky Whalen, Terry Blaken, Shane Zeman, and Kim Sacia. They are always looking out for the best interest of our kids.



**Kaitlyn Opland/La Crosse Co. Fair**



**Cody Wolter/Jackson Co. Fair**



**Jordan Waughtal performs at the State FFA Convention.**

### **High School Mock Trial—Jeff Woodward—Coach**

As I prepare for our 3rd season of Mock Trial competition, I would like to reflect back on last year's amazing season.

The students set to preparing their case with the help of our two law coaches; Attorney Charles Betthausser and Attorney Keith Belzer. Practicing once or twice a week, by January we were feeling pretty confident about our presentation of the case, but needed to test ourselves against other competition. In mid- January, we traveled to Reedsburg and entered the tournament sponsored by Lodi High School. We went 1-3 on the day's competition, but the competition included long time powerhouse team Lodi, Reedsburg and Brookfield Academy. Our victory actually came against the second team of Brookfield Academy whose first squad would eventually be the State Champions. Having tasted competition and learning some good lessons we went home with new found confidence. After several other preliminary competitions, we found ourselves in mid- February at the Regional competition in La Crosse. A very long Saturday later with some extremely close competition, landed us 3 - 1 on the day, having defeated perennial powerhouse, Reedsburg, and coming up just short against our new rival, La Crosse Central. Finishing second behind Central would have in years past ended our season, but a rules change allowing both 1st and 2nd place regional teams to move on, qualified us for the State Competition in Madison the next month.

A month and several practices later we went on the road to Madison. Early on frigid February day we began our time at state. The day was long and the students competed very well, taking on four much larger schools; Xavier H.S., Wauwatosa West, La Crosse Central and Stoughton. We eventually were victorious over Stoughton in the final round of the day, finishing 1- 3 overall, but rather than being disappointed the team came away with new insights and an understanding of the effort it would take to bring them back to Madison next year.

Overall we should be very proud of our young Mustang Mock Trial Team. We are one of the smallest public schools in the state to have a Mock Trial Team and were the smallest school to qualify for the State Competition; and this was only our second year in the competition.

I would like to thank my fellow coaches, Atty. Charles Betthausser and Atty. Keith Belzer for all the time and expertise they gave to preparing the team. Also, I want to thank the La Crosse County Bar Association that sponsors our regional and supported our trip to Madison with a financial donation. Finally, I want to thank our School Board and Mr. DeBerg for their continued support and recognition of the importance of Academic Competitions like Mock Trial to challenge and motivate our students.

Now we begin year three and the preparation for “Dig Deep Iron Mining Inc. V. Jessie Green” to be seen in a courtroom near you very soon.

#### **Special Education Department-Mr. Steve Miller’s Students**

Mr. Miller’s high school classroom students began the Trout in the Classroom (TIC) project in the fall of 2016. Mr. Miller received a generous grant from the Coulee Region Trout Unlimited Chapter. With this grant money, Mr. Miller was able to buy the equipment to start this project. The Wisconsin Department of Natural Resources (DNR) was kind enough to donate the trout eggs.

**Overview:** Trout in the Classroom (TIC) is a hands-on environmental education program. The students are excited about the trout in the classroom project. This hands on project has allowed the students to learn about the three species of trout living in Wisconsin. They are studying the life cycle of trout. The students are monitoring the water in the tank by determining the PH, ammonia, and nitrate levels through weekly checks.

Students have examined the trout under a microscope to learn about the yolk sac, exterior organs (gill and fin) development and the internal organs (heart and blood vessels) development.



### **Job Olympics**

Mr. Miller's High School classroom students won first place as a team in the Job Skills Olympics held at the Onalaska High School on April 13, 2017. The students also won many ribbons in the individual events. The events included silverware sorting, folding laundry, table bussing and can crushing.

### **Family & Consumer Sciences and Health (FACE) Highlights-Laura Aleckson**

Career Planning - Field Trip to Ashley Furniture in Arcadia – Career interests in Manufacturing, Distribution, Warehouse, Quality, Operations, Marketing, Sales, Human Resources, IT, Supply Chain Planning and Finance were addressed. We also enjoyed speakers in Career Planning from Western TC, Navy, a Retired Human Resource Manager, Woodman's Store Manager, Jackson County Officer and Detective, Registered Nurse, Diesel mechanic, Nurse practitioner, and X-ray Technician  
Fashion Design – Classes enjoyed two area quilting experts on sewing and quilting basics. We also started our first repurpose project.

Foods I & Food Service - Along with all of the great food preparation & safety we learn, we also have support from: Milk Marketing Board of Wisconsin, La Crosse, Monroe & Jackson County Pork Producers, La Crosse County Dairy Promotions Committee, and Wisconsin Beef Council.

Personal Finance class – Speakers and support from Altra Federal Credit Union, Co-Op Credit Union, and NEFE – National Endowment for Financial Education.

Wellness (Health class) – This is our first year at implementing the New Hands Only C-P-R Curriculum. This is a new mandate supported from the American Heart Association.

In all of the classes we use Career Cruising – A website to support students in career exploration and future plans.

I wrote and received two grants. One through Thrivent Financial to help with funding for materials needed for Fashion & Design class & the second grant through the Milk Marketing Board of Wisconsin for funding to purchase cheese.